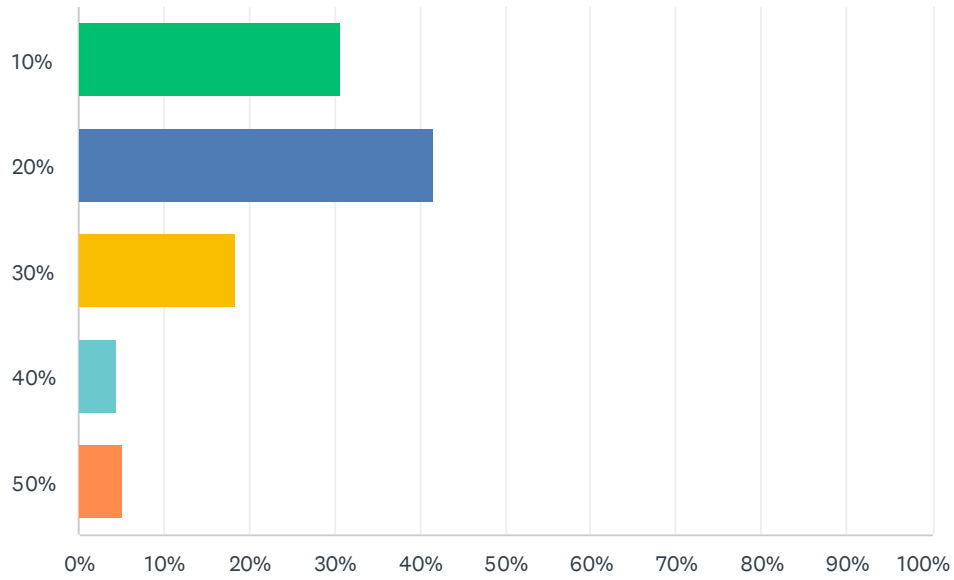


Q1 Labor Cost Increase?

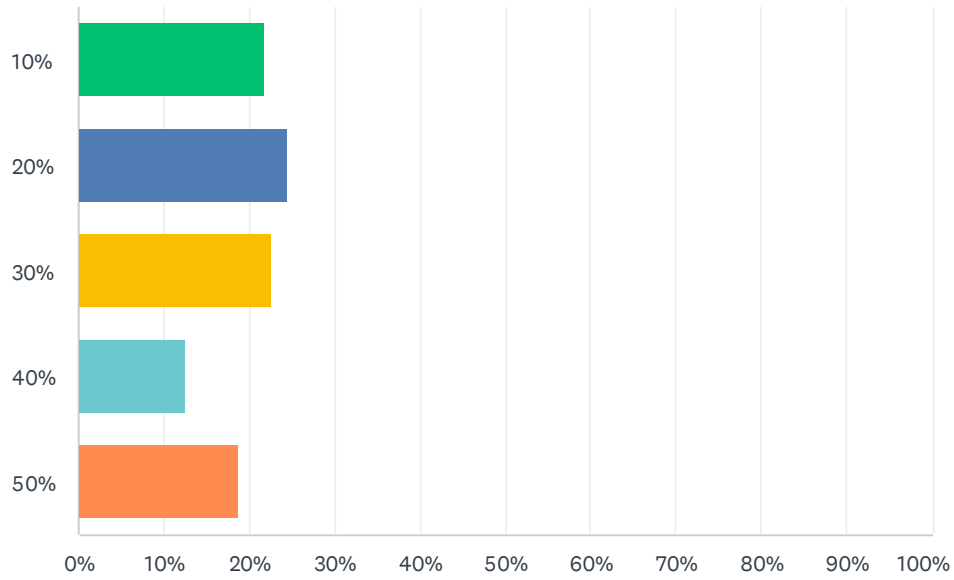
Answered: 274 Skipped: 21



ANSWER CHOICES	RESPONSES	
10%	30.66%	84
20%	41.61%	114
30%	18.25%	50
40%	4.38%	12
50%	5.11%	14
TOTAL		274

Q2 Diesel Exhaust Fluid Increase?

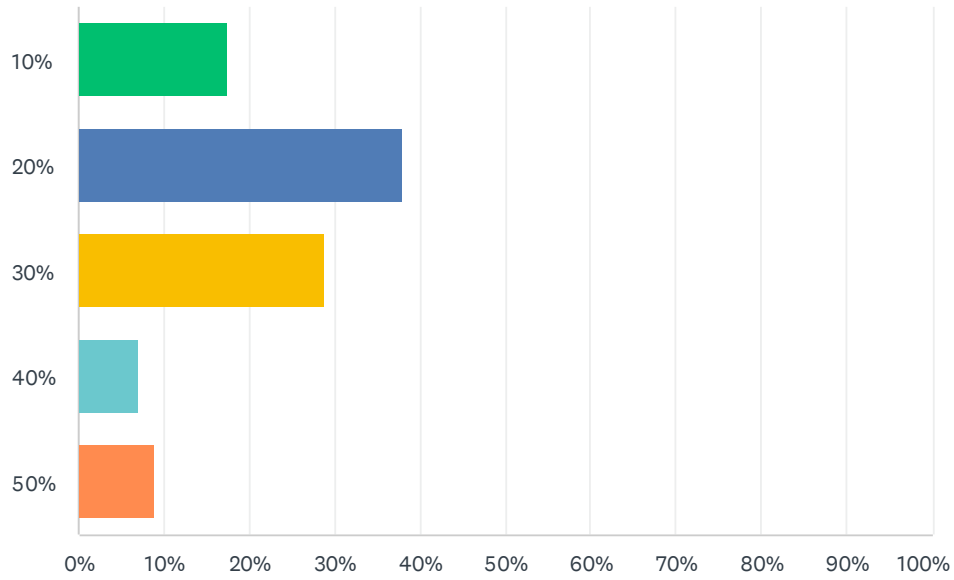
Answered: 262 Skipped: 33



ANSWER CHOICES	RESPONSES	
10%	21.76%	57
20%	24.43%	64
30%	22.52%	59
40%	12.60%	33
50%	18.70%	49
TOTAL		262

Q3 Brake Parts Increase?

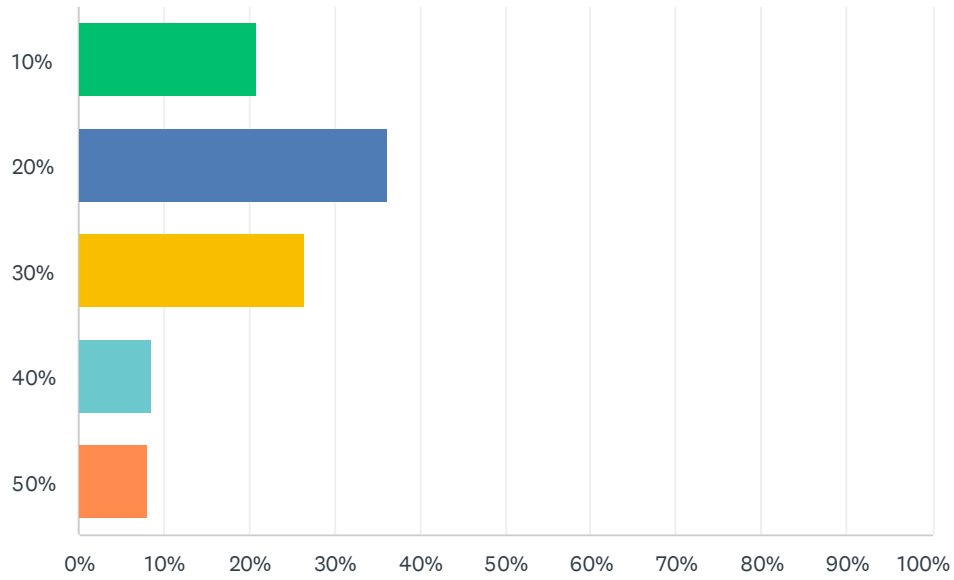
Answered: 258 Skipped: 37



ANSWER CHOICES	RESPONSES	
10%	17.44%	45
20%	37.98%	98
30%	28.68%	74
40%	6.98%	18
50%	8.91%	23
TOTAL		258

Q4 Air Filters Increase?

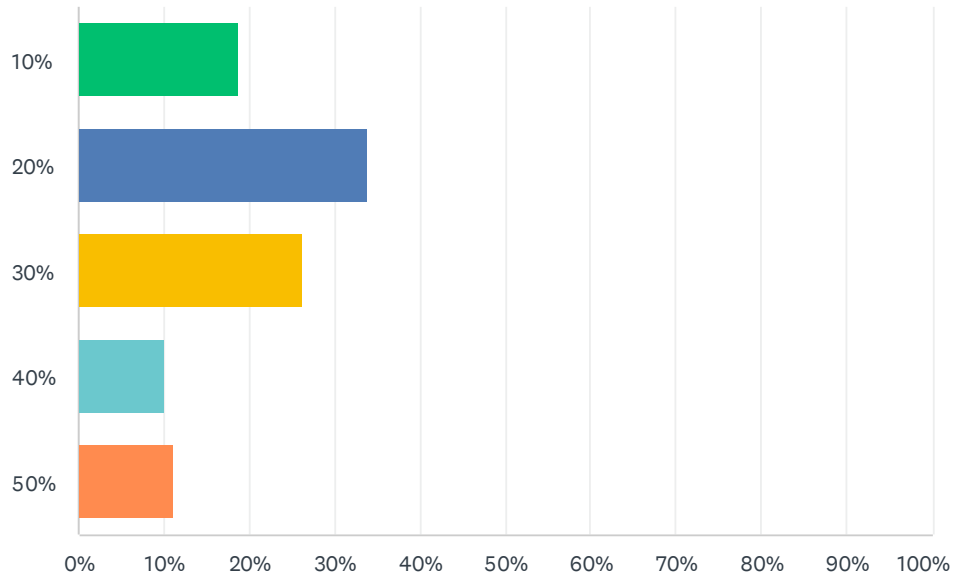
Answered: 273 Skipped: 22



ANSWER CHOICES	RESPONSES
10%	20.88% 57
20%	36.26% 99
30%	26.37% 72
40%	8.42% 23
50%	8.06% 22
TOTAL	273

Q5 Fuel Filter Increase?

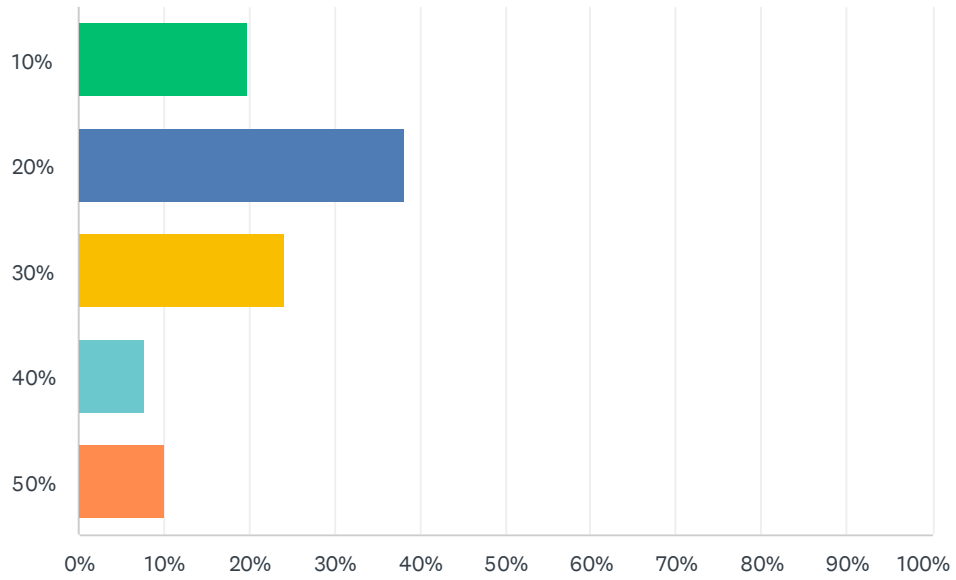
Answered: 278 Skipped: 17



ANSWER CHOICES	RESPONSES	
10%	18.71%	52
20%	33.81%	94
30%	26.26%	73
40%	10.07%	28
50%	11.15%	31
TOTAL		278

Q6 Oil Filter Increase?

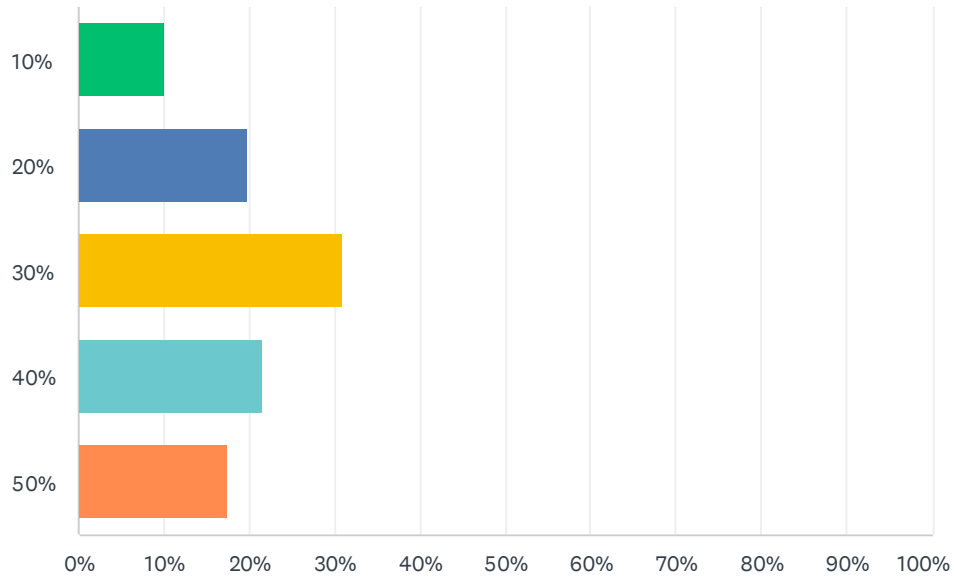
Answered: 277 Skipped: 18



ANSWER CHOICES	RESPONSES	
10%	19.86%	55
20%	38.27%	106
30%	24.19%	67
40%	7.58%	21
50%	10.11%	28
TOTAL		277

Q7 Lubricants Increase?

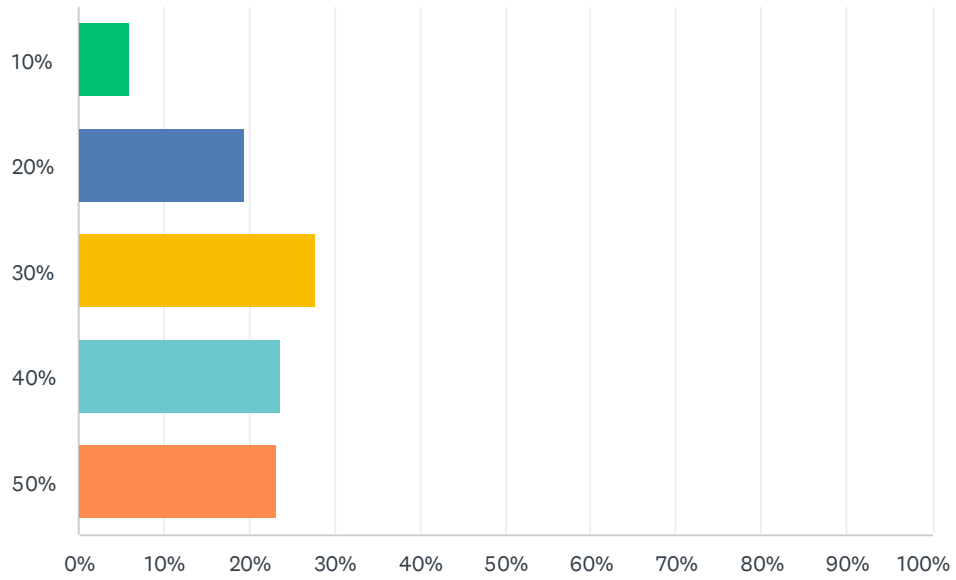
Answered: 287 Skipped: 8



ANSWER CHOICES	RESPONSES	
10%	10.10%	29
20%	19.86%	57
30%	31.01%	89
40%	21.60%	62
50%	17.42%	50
TOTAL		287

Q8 Oil Increase?

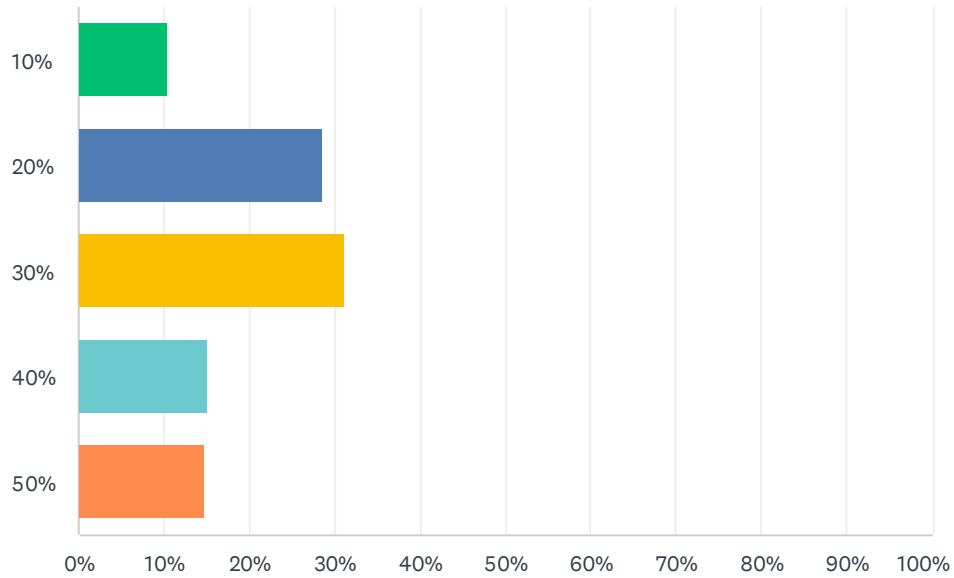
Answered: 288 Skipped: 7



ANSWER CHOICES	RESPONSES	
10%	5.90%	17
20%	19.44%	56
30%	27.78%	80
40%	23.61%	68
50%	23.26%	67
TOTAL		288

Q9 Hydraulic Hoses Increase?

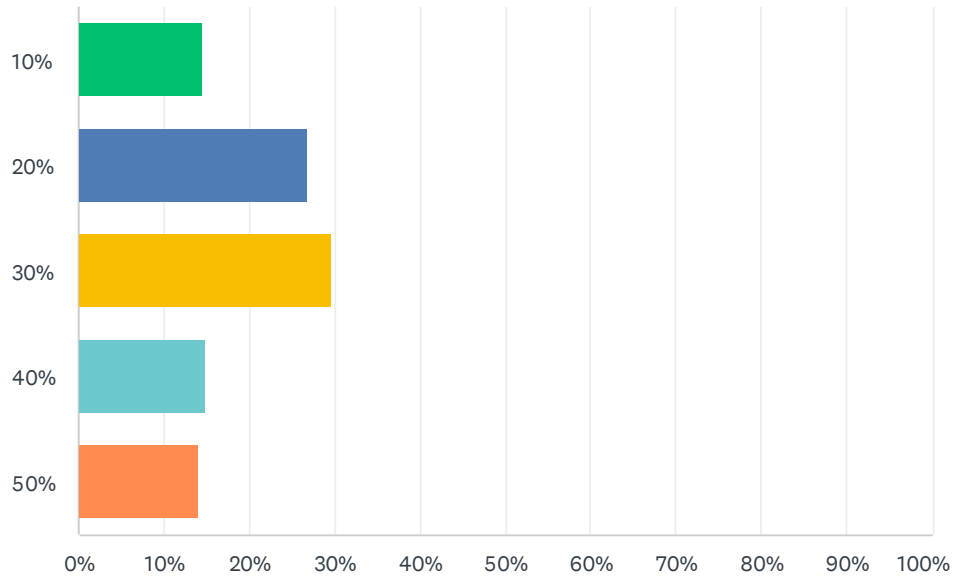
Answered: 279 Skipped: 16



ANSWER CHOICES	RESPONSES	
10%	10.39%	29
20%	28.67%	80
30%	31.18%	87
40%	15.05%	42
50%	14.70%	41
TOTAL		279

Q10 Hydraulic Fittings Increase?

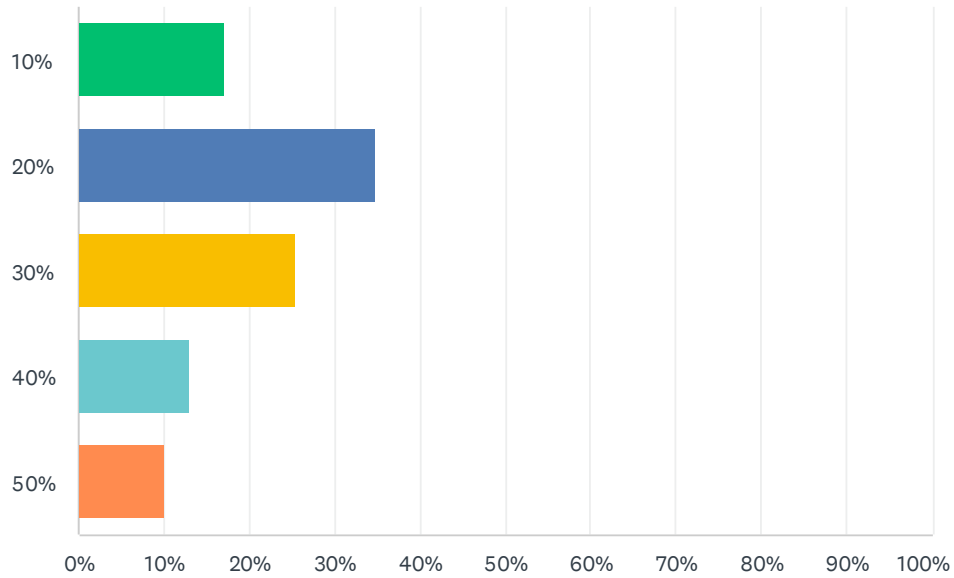
Answered: 276 Skipped: 19



ANSWER CHOICES	RESPONSES	
10%	14.49%	40
20%	26.81%	74
30%	29.71%	82
40%	14.86%	41
50%	14.13%	39
TOTAL		276

Q11 Hydraulic Filters Increase?

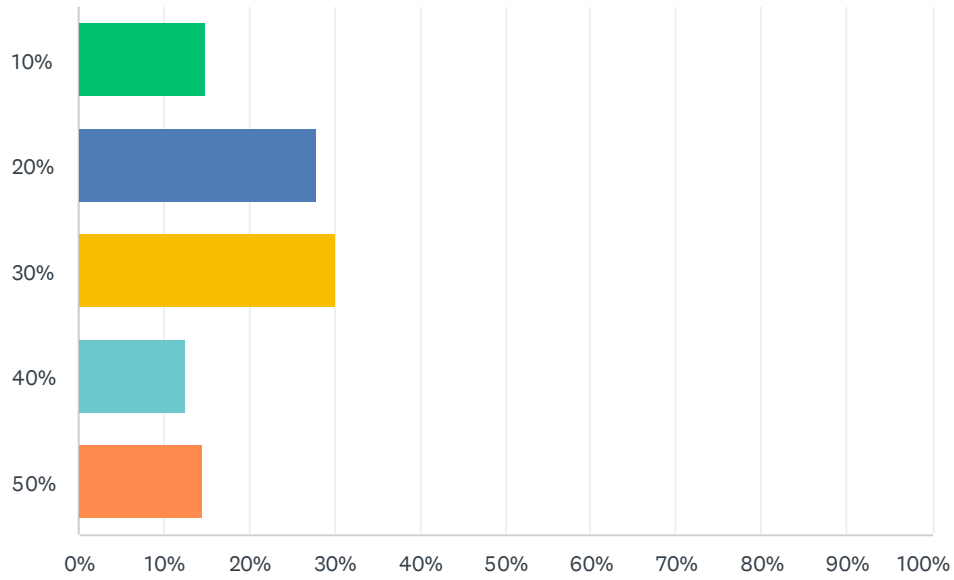
Answered: 271 Skipped: 24



ANSWER CHOICES	RESPONSES
10%	16.97% 46
20%	34.69% 94
30%	25.46% 69
40%	12.92% 35
50%	9.96% 27
TOTAL	271

Q12 Skidder Tire Increase?

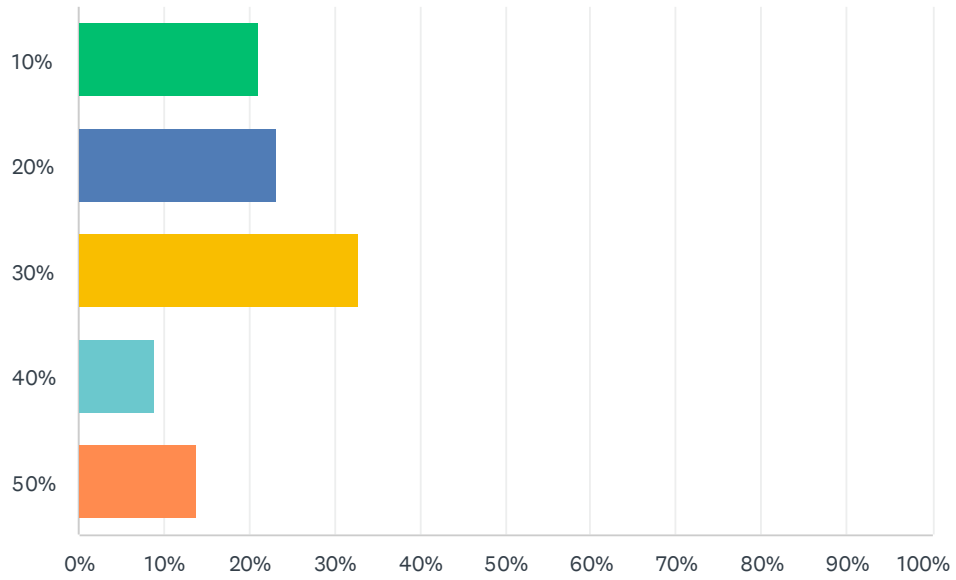
Answered: 240 Skipped: 55



ANSWER CHOICES	RESPONSES	
10%	15.00%	36
20%	27.92%	67
30%	30.00%	72
40%	12.50%	30
50%	14.58%	35
TOTAL		240

Q13 Fowarder Tire Increase?

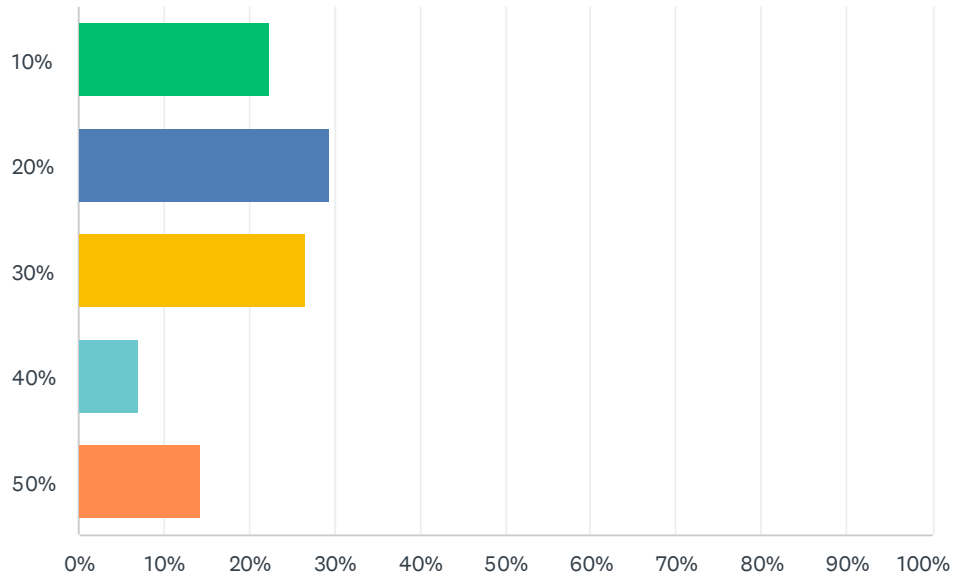
Answered: 180 Skipped: 115



ANSWER CHOICES	RESPONSES	
10%	21.11%	38
20%	23.33%	42
30%	32.78%	59
40%	8.89%	16
50%	13.89%	25
TOTAL		180

Q14 Wheel Increase?

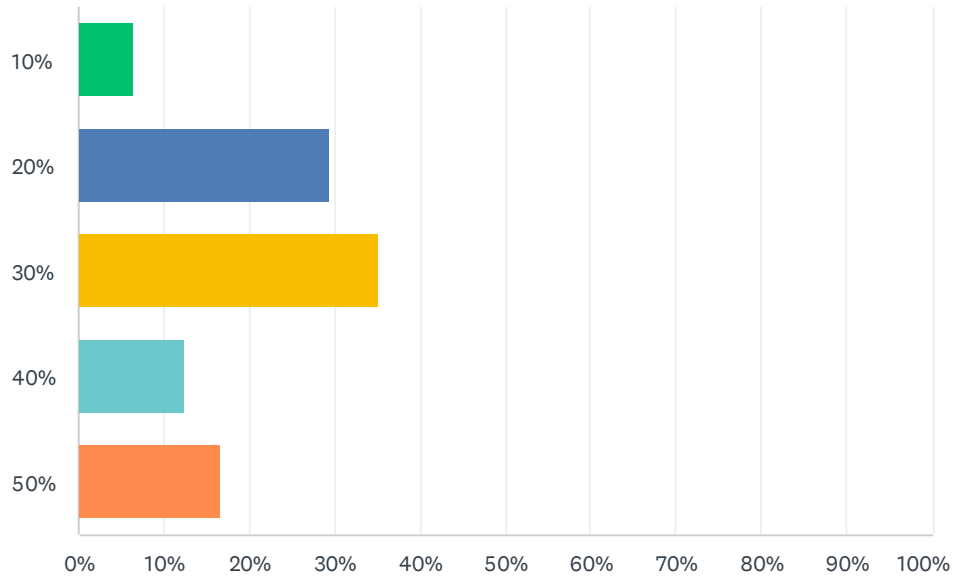
Answered: 210 Skipped: 85



ANSWER CHOICES	RESPONSES	
10%	22.38%	47
20%	29.52%	62
30%	26.67%	56
40%	7.14%	15
50%	14.29%	30
TOTAL		210

Q15 Truck Tire Increase?

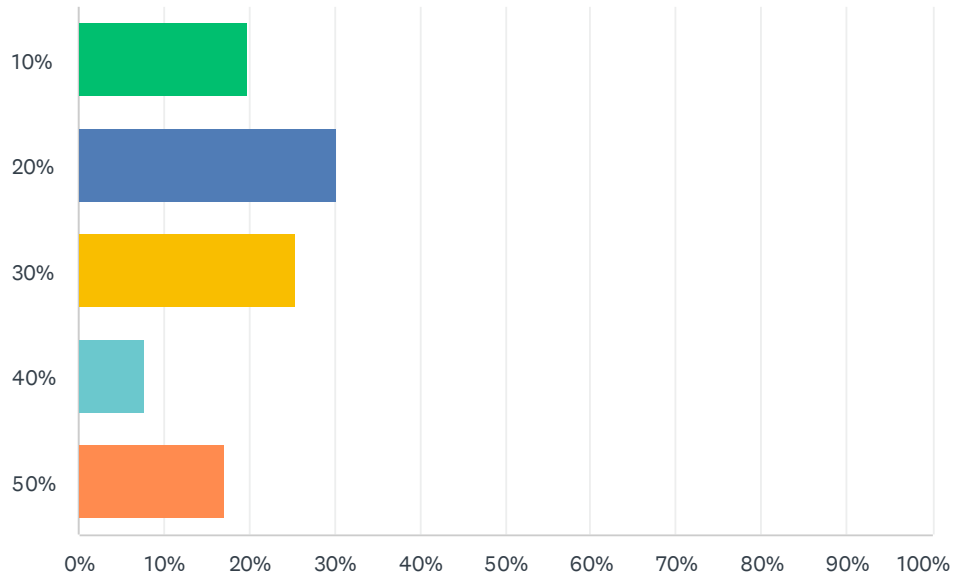
Answered: 265 Skipped: 30



ANSWER CHOICES	RESPONSES	
10%	6.42%	17
20%	29.43%	78
30%	35.09%	93
40%	12.45%	33
50%	16.60%	44
TOTAL		265

Q16 Skidder Tire Chains Increase?

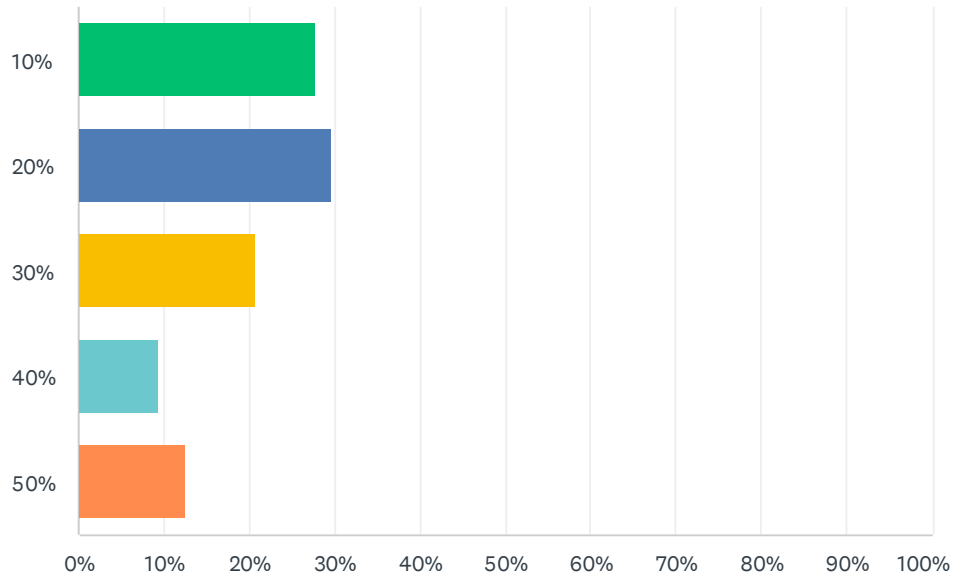
Answered: 182 Skipped: 113



ANSWER CHOICES	RESPONSES	
10%	19.78%	36
20%	30.22%	55
30%	25.27%	46
40%	7.69%	14
50%	17.03%	31
TOTAL		182

Q17 Equipment and Truck Insurance Increase?

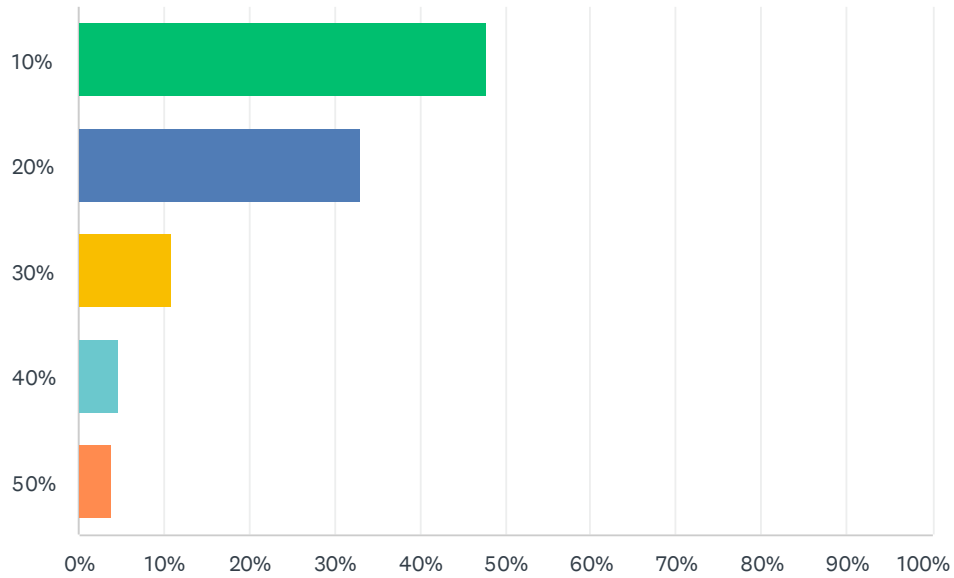
Answered: 277 Skipped: 18



ANSWER CHOICES	RESPONSES	
10%	27.80%	77
20%	29.60%	82
30%	20.58%	57
40%	9.39%	26
50%	12.64%	35
TOTAL		277

Q18 Professional Services - Accounting and legal Increase?

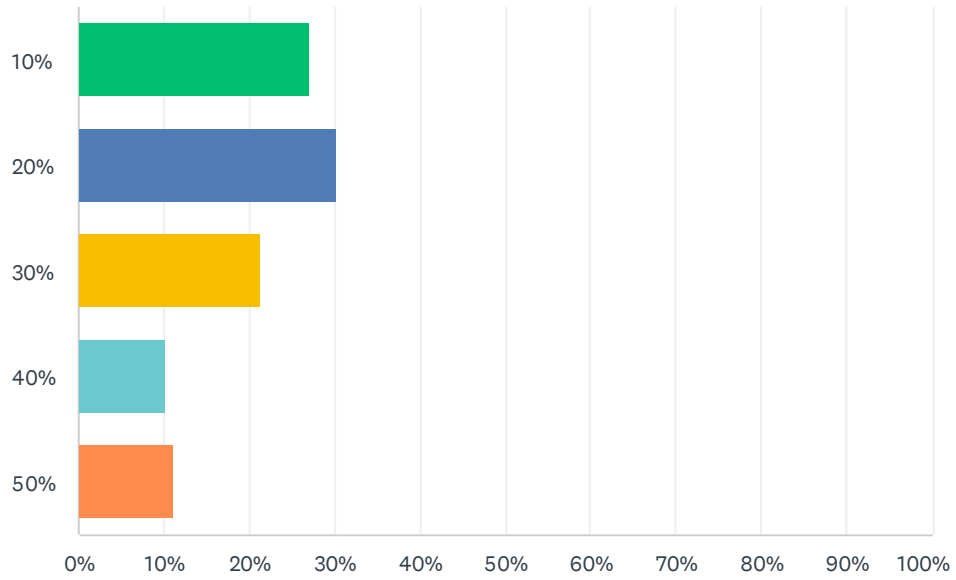
Answered: 260 Skipped: 35



ANSWER CHOICES	RESPONSES	
10%	47.69%	124
20%	33.08%	86
30%	10.77%	28
40%	4.62%	12
50%	3.85%	10
TOTAL		260

Q19 Dealer Field Service Increase?

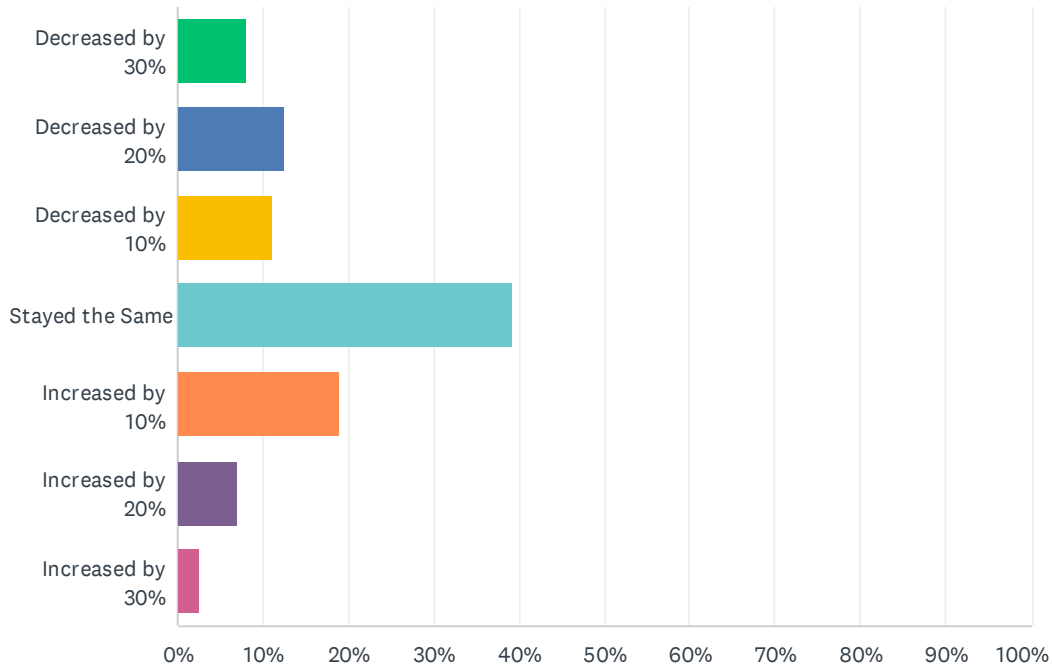
Answered: 225 Skipped: 70



ANSWER CHOICES	RESPONSES	
10%	27.11%	61
20%	30.22%	68
30%	21.33%	48
40%	10.22%	23
50%	11.11%	25
TOTAL		225

Q20 Timber Delivered Prices?

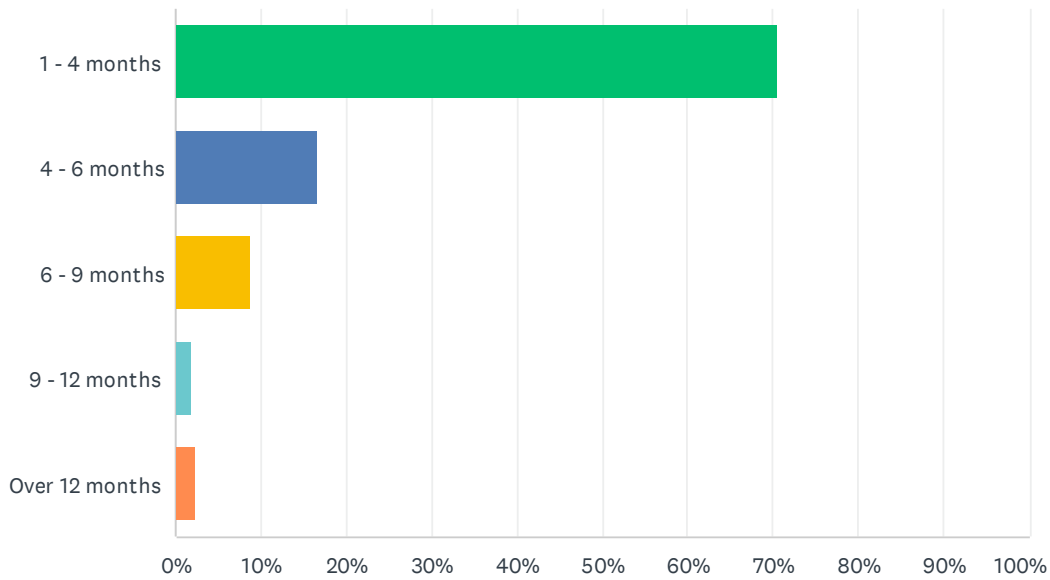
Answered: 268 Skipped: 27



ANSWER CHOICES	RESPONSES	
Decreased by 30%	8.21%	22
Decreased by 20%	12.69%	34
Decreased by 10%	11.19%	30
Stayed the Same	39.18%	105
Increased by 10%	19.03%	51
Increased by 20%	7.09%	19
Increased by 30%	2.61%	7
TOTAL		268

Q21 Have you experienced equipment or parts supply chain delays?

Answered: 266 Skipped: 29



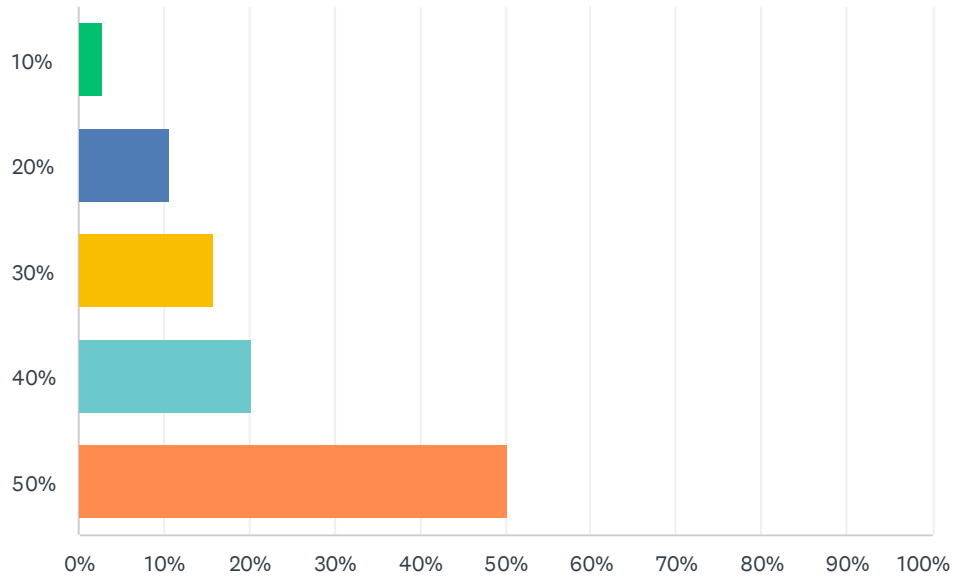
ANSWER CHOICES	RESPONSES	
1 - 4 months	70.68%	188
4 - 6 months	16.54%	44
6 - 9 months	8.65%	23
9 - 12 months	1.88%	5
Over 12 months	2.26%	6
TOTAL		266

Q22 If you answered yes to question 21, how have supply chain delays affected your production/profitability?

Answered: 226 Skipped: 69

Q23 Diesel Increase?

Answered: 177 Skipped: 118



ANSWER CHOICES	RESPONSES	
10%	2.82%	5
20%	10.73%	19
30%	15.82%	28
40%	20.34%	36
50%	50.28%	89
TOTAL		177